

Schueco AWS 70 SC
Outward Opening Window



Schueco AWS 70 SC Outward Opening Window

An outward opening window, with a 70 mm outer frame depth, that is ideal for both the new-build and refurbishment markets. Economically priced, it is a versatile addition to the Schueco AWS range.



70.5 mm inside glazed vent with 28 mm glazing unit

Schueco AWS 70 SC is an outward opening aluminium window system delivering quality with economy. It represents a cost effective solution for new and replacement windows in houses and apartments, light commercial buildings, local authority properties, schools, hospitals and clinics.

While using the minimum number of profiles, the system provides a wide variety of sightlines, sizes and weights from slimline to heavy duty. It can be used for the fenestration in punched openings, ribbon windows and curtain walling.

The range

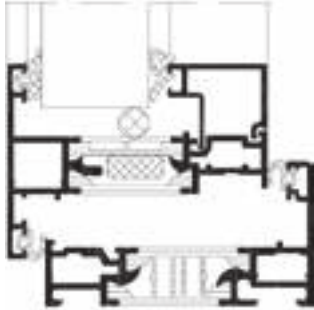
- Slimline inside glazed
- Slimline outside glazed
- Standard inside glazed
- HD inside glazed
- HD inside glazed for multi-point locking

Additional options

- 90° and variable angle, bay window connections
- Projecting sills
- Dual colour choice

Thermal insulation

- Typical 'U' value 1.5 W/m²K with 1.0 W/m²K glazing units and polyamide (PA) insulating bars
- Compliant with Document L
- WER up to 'A' Rating with polythermide (PT) insulating bar option



Detail illustrating polythermide insulation bars

Hardware

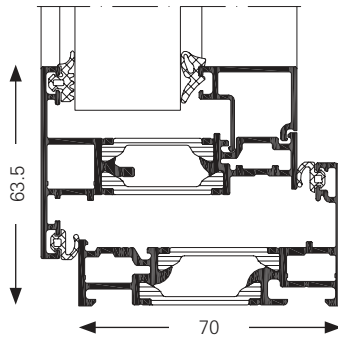
- Stainless steel friction hinges, including egress
- Heavy duty austenitic stainless steel friction hinges, including egress
- Stainless steel, reverse action mushroom espagnolettes
- 3-sided locking system for large vents
- Opening limiters



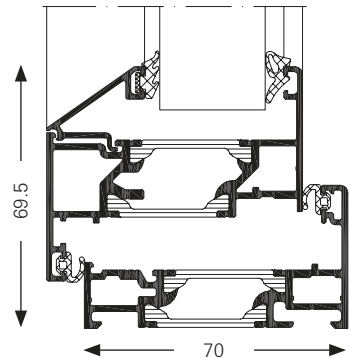
51 mm inside glazed vent



56.5 mm outside glazed vent



Scale 2:1



Scale 2:1

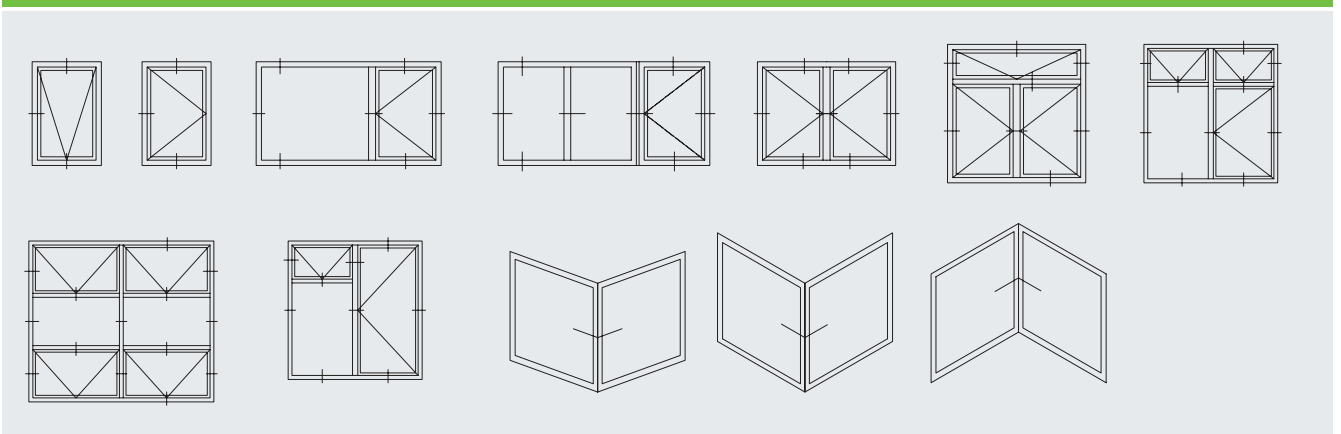
Product benefits

- Compact outward opening window system with Schueco 'build quality'
- Slim sightlines from 63.5 mm (outer frame/vent) for maximum daylight area
- Five vent profiles offer optimum cost/size/weight options
- Heavy duty hinge alternative for heavier glass weights and larger sizes
- Double or triple glazed units up to 34 mm thickness
- WER up to 'A', with polythermide insulating bar option, for ideal energy balance in houses and apartments
- Full range of frame couplings, bay window attachments, structural profiles and sills
- Square or chamfered glazing beads for design flexibility
- Polyester powder coat or anodised frame finishes including dual colour
- Security tested to PAS 24:2014
- Compatible with Schueco ADS 70 doors

Fabrication benefits

- Simple, flexible system of profiles and fittings
- Robust construction with Schueco profile corner and T-joint technology
- Choice of nailed or crimped corner fabrication
- Hardware location points ensure ease of fitting and accuracy
- Optional components for added thermal insulation
- Minimum tooling requirements

Opening types





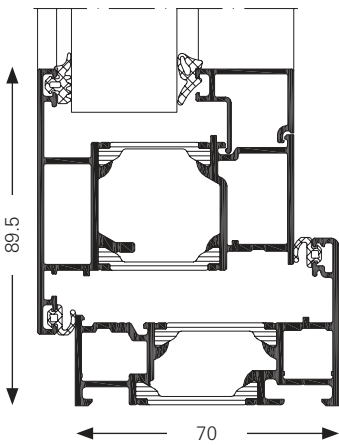
70.5 mm inside glazed vent



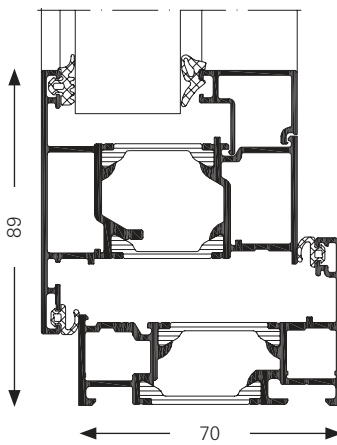
70 mm inside glazed HD vent



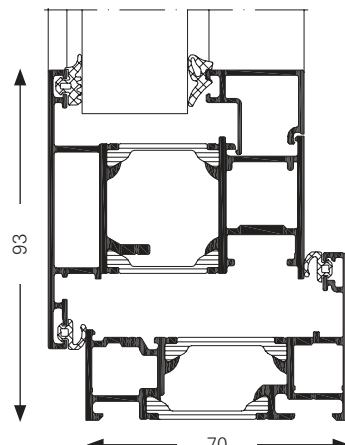
74 mm inside glazed HD vent/multi-point locking



Scale 2:1



Scale 2:1



Scale 2:1

AWS 70 SC Outward Opening Window					
	51 mm Vent (Inside glazed)	56.5 mm Vent (Outside glazed)	70.5 mm Vent (Inside glazed)	70 mm HD Vent (Inside glazed)	74 mm HD Vent (Inside glazed)
Thermal Insulation					
Typical U value W/m ² K	1.5	1.5	1.6	1.6	1.6
Meets or exceeds requirements of Document L 2013	n	n	n	n	n
Fittings					
Stainless steel friction hinges incl. egress	n	n	n		
HD austenitic stainless steel friction hinges incl. egress				n	n
Twin cam stainless steel espagnolette with night vent keeps	n	n	n	n	n
Three-sided locking for high/wide vent					n
100 mm opening limiter	n	n	n	n	n
Sizes					
Minimum face width in mm (vent + frame)	63.5	69.5	83	82.5	86.5
Maximum top hung vent size (m)	1.2 x 1.0	1.4 x 1.2	1.4 x 1.2	1.4 x 1.2	1.8 x 1.8
Maximum side hung vent size (m)	0.65 x 1.2	0.7 x 1.4	0.7 x 1.4	0.7 x 1.4	0.7 x 1.6
Maximum top hung vent weight (kg)	50	50	50	100	100
Maximum side hung vent weight (kg)	30	30	30	42	42
Performance					
Air permeability (EN 12207)	3	3	4	4	4
Water tightness (EN 12208)	9A	9A	9A	9A	9A
Security					
Tested to PAS 24: 2014		yes	yes	yes	yes

U values based on window 1.2 m x 1.0 m with 1.0 W/m²K glazing and ψ 0.04



Schueco AWS 70 SC Outward Opening Window



The Schueco AWS 70 SC outward opening window is a thermally insulated system aimed specifically at the trade residential and light commercial markets. Economically priced, it delivers the full 'build quality' for which Schueco is renowned and is the perfect solution for new and replacement windows in both new-build and refurbishment projects.

Slim sightlines and a choice of five vent profiles offering optimum cost/size/weight options, mean

Schueco AWS 70 SC is ideal for the fenestration in punched openings, ribbon windows and curtain walling. The window is complemented by a choice of standard or heavy-duty stainless steel friction hinges, while multi-point locking helps provide a security rating of up to PAS 24.

Schueco UK Ltd

www.schueco.co.uk

Schueco – System solutions for windows, doors and façades.

Together with its worldwide network of partners, architects, specifiers and investors, Schueco creates sustainable building envelopes that focus on people and their needs in harmony with nature and technology. Windows, doors and façade solutions from Schueco meet the highest requirements in terms of design, comfort and security, whilst simultaneously reducing CO₂ emissions through energy efficiency, thereby conserving natural resources.

The company delivers tailored Metal and PVC-U products for newbuilds and renovations, designed to meet individual user needs in all climate zones. Everyone involved is supported with a comprehensive range of services at every stage of the construction process.

With 4,800 employees and 12,000 partner companies, Schueco is active in more than 80 countries and achieved a turnover of 1.425 billion euros in 2014.

For more information, visit www.schueco.com

SCHÜCO